

› Machine's Catalogue

Catalogo macchine
Catalogo máquinas
Catalogue des machines
Maschinenkatalog
Catálogo Máquinas

Cut & Bend





SCHNELL
G R O U P



› **Cut & Bend** Catalogue

Catalogo macchine
Catalogo maquinas
Catalogue des machines
Maschinenkatalog
Catálogo Máquinas





Schnell Group is a multinational reality made up of **12 companies** - 6 for the production of machines, 1 for software development and 5 for service supply - world leader in the field of automatic machines and software for rebar processing. Today, a **complete range of machines and plants**, characterizes the production of Schnell companies:

Il Gruppo Schnell è una realtà multinazionale di **12 aziende** - 6 produttive, 1 di software e 5 di servizi - leader a livello mondiale nel settore delle macchine automatiche e software per la lavorazione del ferro da cemento armato. Oggi, una **gamma completa di macchine ed impianti**, caratterizza la produzione delle aziende del gruppo: dalle piccole macchine da cantiere, ai grandi impianti di taglio e sagomatura dalle barre; dai robot automatici di piega, alle potenti staffatrici e sagomatrici da rotolo; dalle assemblatrici di gabbie e pali, agli innovativi impianti per la produzione di rete elettrosaldata; dai sistemi di movimentazione del materiale, agli impianti per la realizzazione di elementi costruttivi innovativi. E poi i software di gestione per l'ottimizzazione di tutto il processo di lavorazione del ferro da cemento armato.

El Grupo Schnell es una realidad multinacional de **12 empresas** - 6 productivas, 1 de Software y 5 de servicios - Líder a nivel mundial en el sector de las máquinas automáticas y el software para la elaboración del hierro para hormigón armado. Hoy en día la producción de las empresas del grupo se caracteriza por ofrecer una amplia y **completa gama de maquinas y plantas** que va desde las pequeñas máquinas de taller a las grandes plantas de corte y doblado de barras, desde los robots automáticos de doblado a las poderosas estribadoras y dobladoras de jaulas y pilotes a las innovadoras plantas para la producción de redes electro-soldadas, desde los sistemas de manejo del material a las plantas para la realización de elementos constructivos e innovadores, y luego también cuenta con el software de gestión para optimizar todo el proceso de elaboración del hierro para hormigón armado.

Le Groupe Schnell est une réalité multinationale de **12 sociétés** - 6 unités productives, 1 de logiciel et 5 de services - leader à niveau mondial dans le secteur des machines automatiques et logiciels pour l'usinage du fer à béton armé. Aujourd'hui une **gamme complète de machines et installations** caractérise la production des sociétés du groupe: des petites machines de chantier, aux grandes installations de coupe et façonnage des barres; des robots automatiques de cintrage, aux puissantes cadreuses et façonneuse pour bobine; des assembleuses de cages et piliers, aux innovatrices installations pour la production de grilles électro-soudées; des systèmes de déplacement du matériel, aux systèmes pour la réalisation d'éléments constructifs innovateurs. En outre les logiciels de gestion pour l'optimisation de tout le processus d'usinage du fer à béton armé.

Die Schnell - Gruppe ist ein multinationales Unternehmen, gebildet aus **12 Tochtergesellschaften**. Darunter befinden sich 6 Produktionsstätten, 1 Software und 5 Serviceunternehmen, diese sind weltweit führend im Bereich der automatischen Maschinen und Software zur Betonstahlverarbeitung. Die Gruppenzugehörigen Unternehmen zeichnen sich heute durch eine **vollständige Palette von Maschinen und Anlagen** für den Baustahlsektor aus: Angefangen bei den kleinen Maschinen für den Einsatz auf der Baustelle, bis zu den großen Schneid- und Biegeanlagen für Stabmaterial sowie den automatischen Doppelbiegeanlagen, den leistungsstarken Biegeautomaten und Fassonieranlagen für Ringmaterial; den Korbmaschinen und Vorfertigungsanlagen für Strukturen; den innovativen Mattenherstellungsanlagen; den Fördersystemen des Materials bis zu den Anlagen zur Herstellung innovativer Bauelemente und schließlich, die Software zur Maschinensteuerung und Optimierung des gesamten Bearbeitungsprozesses.

O Grupo Schnell é uma realidade multinacional formada por **12 empresas** - 6 fabricas, 1 de software e 5 de serviços, líder mundial no setor das máquinas automáticas e software elaboração de ferro para concreto armado. Hoje as empresas do grupo produzem **uma ampla gama de produtos**: desde as pequenas máquinas de obra, às grandes instalações de corte e modelagem de barras e postes, às potentes estribadeiras e perfiladeiras de bobina; das assembladoras de gaiolas e pilotes, às inovadoras instalações para a produção de tela eletro-soldada; dos sistemas de manuseio de materiais às instalações para a produção de elementos construtivos inovadores. E finalmente o software para a otimização de todo o processo elaboração do ferro para concreto armado.



Schnell is a global company operating in over **150 countries** through its network of branches, and its **50 importers and agents**. A network of over **40 assistance centers** ensures a fast and efficient service and a worldwide training and technical advice. Approximately **150 licences** deposited and widespread to international level by a staff of **30 mechanical and electronic engineers**, daily engaged in research, development and design of new products for all the group's companies. A production area of more than **40,000 sqm**, **4 factories** around the world and **350 employees**.

Schnell è un'azienda globale operativa in oltre **150 paesi** attraverso la sua rete di filiali, e agli oltre **50 fra importatori ed agenti**. Una capillare rete di oltre **40 centri di assistenza** garantisce un servizio di assistenza efficiente e veloce oltre a fornire in tutto il mondo formazione e consulenza tecnica. Circa **150 brevetti** depositati ed estesi a livello internazionale da uno staff di **30 ingegneri meccanici ed elettronici**, impegnati quotidianamente nella ricerca, sviluppo e progettazione di nuovi prodotti per tutte le aziende del gruppo. Oltre **40.000 mq** lo spazio produttivo dei **4 stabilimenti** di tutto il mondo per un totale di **350 dipendenti**.

Schnell es una empresa global operativa en más de **150 países** a través de su red de filiales y de más de **50 importadores y agentes**. Una red capilar de más de **40**

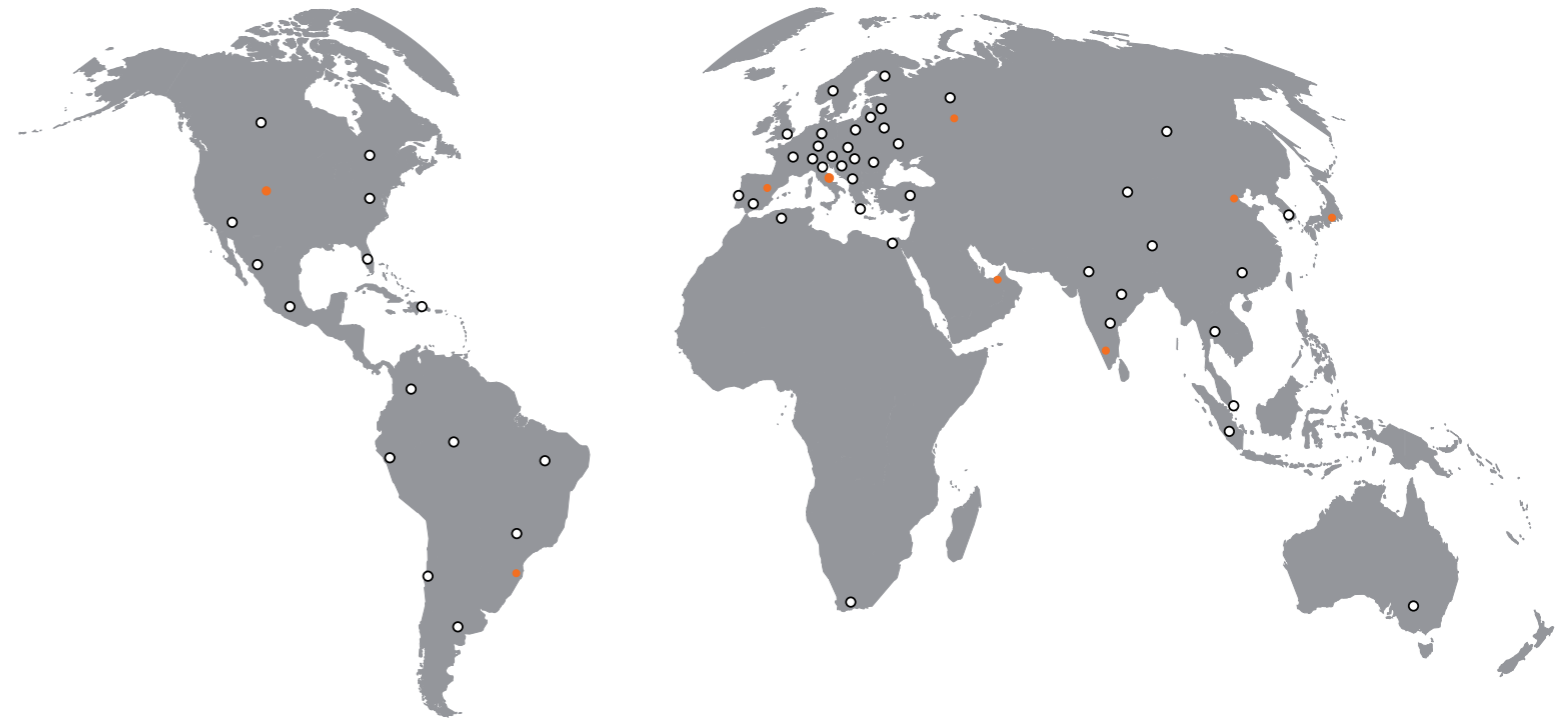
centros de asistencia garantiza un servicio eficiente y veloz además de proveer a todo el mundo formación y asesoramiento técnico. Alrededor de **150 patentes registradas** y extendidas a nivel internacional por un equipo de **30 ingenieros mecánicos y electrónicos**, dedicados cotidianamente a la investigación, desarrollo y diseño de nuevos productos para todas las empresas de grupo. Mas de **40.000 mts. cuadrados** es el espacio productivo de los **4 establecimientos** de todo el mundo, que cuentan con un total de **350 empleados**.

Schnell est une entreprise globale et opérative dans plus de **150 pays** grâce à ses **réseaux de filiales** et à plus de **50 agents et importateurs**. Un réseau minutieux de **plus de 40 centres d'assistance technique** garantit un service d'assistance efficace et rapide et fournit aussi de la formation et de la **consultation technique** dans le monde entier. À peu près **150 brevets** ont été déposés et étendus au niveau international par une équipe de **30 ingénieurs mécaniques et électroniques**, qui sont engagés tous les jours dans la recherche, le développement et le projet de nouveaux produits pour toutes les sociétés du groupe. Plus de **40.000 mètres carrés** est l'espace productif concernant les **4 établissements** du monde entier pour un total de **350 dépendants**.

Schnell ist ein globale Unternehmen tätig auf über **150 Ländern**, durch ihres Filiale-

netz, und über **50 Agenten und Importeure**. Gewährleistet ein intensives Netz von über **40 Betreuungszentren** einen effizienten und schnellen Betreuungsservice, sowie es liefert in der ganzen Welt Ausbildung und **technische Beratung**. Ungefähr **150 Patente**, auf internationale Ebene, angemeldet von einem **Staff von 30 Maschinen- und Elektronikingenieuren**, welche täglich in der Forschung, Entwicklung und Planung von neuen Produkten für allen Unternehmen der Schnell Gruppe beschäftigt sind. Über **40.000 mq** von Produktionsraum der **4 Fabrikanlagen** der ganzen Welt für eine Gesamtzahl von **350 Mitarbeiter**.

A Schnell é uma empresa global, operativa em mais de **150 países** a través da sua rede de filiais, e aos mais de **50 entre importadores e agentes**. Uma rede capilar de mais de **40 centros de assistência** garante um serviço de assistência rápido e eficiente, além de fornecer treinamento e pareceres técnicos em todo o mundo. Cerca de **150 patentes** depositadas e estendidas a nível internacional por uma equipe de **30 engenheiros mecânicos e eletrônicos**, envolvidos quotidianamente na pesquisa, desenvolvimento e design de novos produtos para todas as empresas do grupo. O espaço produttivo é de mais de **40.000 mq** distribuído nos **4 estabelecimentos** de todo o mundo com um total de **350 empregados**.



SCHNELL
REINFORCEMENT PROCESSING EQUIPMENT

MONTEPRANDONE
SCHNELL
REINFORCEMENT PROCESSING EQUIPMENT

IMPIANTI
SCHNELL
REINFORCEMENT PROCESSING EQUIPMENT

BRASIL
SCHNELL
REINFORCEMENT PROCESSING EQUIPMENT

SCHNELL
PARTS & SERVICES

GULF
SCHNELL
REINFORCEMENT PROCESSING EQUIPMENT

SCHNELL
SOFTWARE

RUS
SCHNELL
REINFORCEMENT PROCESSING EQUIPMENT

JAPAN
SCHNELL
REINFORCEMENT PROCESSING EQUIPMENT

INDIA
SCHNELL
MACHINERY
REINFORCEMENT PROCESSING EQUIPMENT

SMT
REINFORCING EQUIPMENT

SCHNELL HOME
INNOVATIVE BUILDING EQUIPMENT

SCHNELL
REINFORCEMENT PROCESSING EQUIPMENT

Certificate nr. 50 100 7239

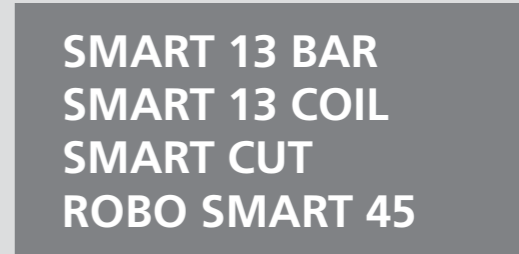


CERTIFIED
UNI EN ISO 9001:2008



Range
Gamma - Gama - Gamme - Produktpalette - Gama

JOB SITE MACHINES	REBAR PROCESSING	COILED WIRE PROCESSING	REINFORCEMENT ASSEMBLY	MESH PROCESSING	LIFTING DEVICES	BUSINESS APPLICATION SOFTWARE
<p>Macchine da cantiere Máquinas de obra Machines de chantier Baustellenmaschinen Máquinas de obra</p>	<p>Lavorazione ferro in barre Elaboración de las barras Travail du fer en barres Verarbeitung von Stabmaterial Trabalho do aço em barras</p>	<p>Lavorazione ferro in rotoli Elaboración del hierro en rollo Travail du fer en bobines Verarbeitung von Ringmaterial Trabalho do aço em rolos</p>	<p>Assemblaggio Armature Ensamblaje de las armaduras Assemblage des armatures Montage von Bewehrungen Montagem das armações</p>	<p>Lavorazione reti Elaboración mallas Travail des treillis soudés Verarbeitung von Matten Elaboração de telas</p>	<p>Mezzi di sollevamento Sistemas de levantamiento Moyens de levage Hebemittel Sistemas de levantamento</p>	<p>Programmi di gestione Programas de gestión Programmes de gestion Softwareprogrammen Software de Gestão</p>
<p>Shear . C 30 ST . C 36 ST . C 42 ST . C 45 ST . C 50 ST . C 4</p> <p>Benders . P 30 ST . P 36 ST / STE . P 42 ST . P 45 ST . P 50 STA . P 45 Pro . P 60 . Cer 32 T . Cer 40</p>	<p>Automatic feeder . MegaGenius</p> <p>Shear Line . Shear Line 150 . Shear Line 300 Superfast . Shear Line 500 Superfast</p> <p>Cutting benches . Opti Cut . Bat . Optibat . Moby Pocket . Opti Pocket</p> <p>Robot Benders . Robomaster 45 . Robomaster 60</p> <p>Multipurpose centres . Bar Wiser 22 N . Bar Wiser 22 S . Bar Wiser 22 N MF . Bar Wiser 22 S MF . Bar Wiser 28</p>	<p>Serie 13/14 Stirrup benders . Prima 13 . Prima 13 3D . Formula 14 . Formula 14 3D</p> <p>Serie 16 Stirrup benders . Coil 16 . Coil 16 3D</p> <p>Serie 20 Stirrup benders . Coil 20</p> <p>Serie "Eura" stirrup and shaping centres . Eura 13 . Eura 14 . Eura 16 . Eura 16 Bridge . Eura 20 . Eura 20 Bridge . Eura 25 . Eura 25 Bridge</p> <p>Straightening machines . R 8 . R 12 . Reta 13 . Reta 13 Super . Reta 16 . Reta 16 Super . Reta 20 . Reta 20 Super</p>	<p>Assembling machines . Multiassembler . Idea . Spirex +</p> <p>Cage making machines . CM 1100 xp . CM Pro 1600 . CM Pro telescope</p>	<p>Welding mesh processing plant . Smart Mesh BB . Smart Mesh BC . Mesh Line BB . Mesh Line BC . Mesh Line CC . Multiassembler . Versa-Line . Mag AAC (see SWS catalogue)</p> <p>Cold rolling line . Coldrive MV . Coldrive MH . Combidrive MH (see SWS catalogue)</p> <p>Mesh cutting machines . TRG 1D . TRG 2D</p> <p>Mesh bending machines . PRE . PRT Titan</p>	<p>. Coil Flipper 2 . Coil Spider . Bar Spider . Easy Hook . Mesh Spider</p>	<p>. Graphico Pro . Optimo Pro . Local Optimo Pro . Shipping Bar Pro . Grafo Cad Pro . Grafo Trax Pro . Grafo Gest Pro . Grafo Boss Pro . Grafo Mesh . Rebar Web</p>



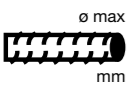
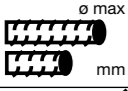
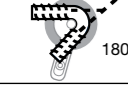
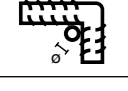
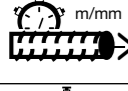
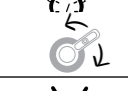

Smart 13 Bar



Stirrup bender from bar • Staffatrice da barra • Estribadora para hierro en barras • Cadreuse automatique pour fer en barres • Bügelbiegeautomat von Bügel ab Stabmaterial • Estribadeiras para barra



SMART
GruppoSchnell

	Single strand ÷ up to \varnothing mm [700 N/mm ² (Ft) - Gr 60]	6 ÷ 13 mm	# 2 ÷ # 4
	Double strand ÷ up to \varnothing mm [700 N/mm ² (Ft) - Gr 60]	6 ÷ 10 mm	# 2 ÷ # 3
	Max bending angle	180°	
	Central mandrels \varnothing	25 ÷ 50 mm	1" ÷ 2"
	Max Pulling speed	100 m / min	330 ft / min
	Max Bending speed	1110° / sec	
	Average electric power consumption	2 kWh*	

* Power consumption data performed in 2012





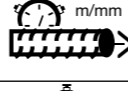
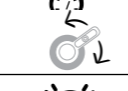

Smart 13 Coil



Stirrup benders • Staffatrici • Estribadoras • Cadreuses • Biegeautomaten • Estribadeiras automática



SMART
GruppoSchnell

	Single strand ÷ up to \varnothing mm [700 N/mm ² (Ft) - Gr 60]	4,2 ÷ 13 mm	# 2 ÷ # 4
	Double strand ÷ up to \varnothing mm [700 N/mm ² (Ft) - Gr 60]	4,2 ÷ 10 mm	# 2
	Max bending angle	180°	
	Central mandrels \varnothing	18 ÷ 50 mm	3/4 ÷ 2"
	Max Pulling speed	130 m / min	426 ft / min
	Max Bending speed	1110° / sec	
	Average electric power consumption	2 kWh*	

* Power consumption data performed in 2012

Smart Cut



Shear Lines • Impianti di taglio • Plantas de corte • Installations de coupe • Schneidenanlagen
• Linhas de corte



SMART
GruppoSchnell



Mod.	n.	700 N/mm ² (Ft)				Gr 60				KW	h a b	Kg
		1	2	3	4	1	2	3	4			
C/4	∅	36	28	22	20	#11	#9	#7	#6	9,2	1610x600x1100(h)mm 5'-3"x1'-11"x3'-7"	600 kg 1320 lb

Robo Smart 45



Robot benders • Centri di sagomatura • Centros de doblado • Centres pour le façonnage
• Fassonierarbeitsanlagen • Centros de dobras



SMART
GruppoSchnell



	N° of bars for each ∅ mm [700 N/mm ² (Ft) - Gr 60]	1 - 40mm	1 - #11
		1 - 36mm	2 - #10
		2 - 32mm	2 - #9
		3 - 26mm	3 - #8
		4 - 20mm	4 - #7
		5 - 16mm	4 - #6
			5 - #5
	Max bending speed	35 - 54°/sec	
	Bending displacement speed	28 m/min	90 ft/min
	Average electric power consumption	1 kWh*	

* Power consumption data performed in 2012

Job site machine



Professional Benders



Mod.	700 N/mm ² (Ft)				Gr 60				KW	h a b	Kg	
	n.	1	2	3	4	1	2	3				4
C 30 ST	∅	26	18	14	10	#8	#6	#4	#3	2,2	450x850x700(h)mm 1'-5"x2'-9"x2'-3"	250 kg 550 lb
C 36 ST	∅	32	20	16	12	#9	#6	#4	#3	2,2	530x920x720(h)mm 1'-9"x3'x2'-4"	330 kg 730 lb
C 42 ST	∅	36	26	22	20	#11	#8	#7	#6	3	1000x600x850(h)mm 3'-3"x1'-11"x2'-9"	468 kg 1050 lb
C 45 ST	∅	40	30	24	20	#11	#10	#9	#6	3	1100x650x1000(h)mm 3'-7"x2'-2"x3'-3" (h)	647 kg 1425 lb
C 50 ST	∅	45	32	28	22	#14	#10	#9	#7	4	1300x690x1100(h)mm 4'-3"x2'-3"x3'-3" (h)	850 kg 1875 lb
C 4	∅	36	28	22	20	#11	#9	#7	#6	9,2	1570x600x900(h)mm 5'-2"x1'-11"x2'-12"	600 kg 1320 lb



Mod.	700 N/mm ² (Ft)				Gr 60				RPM	KW	h a b	Kg	
	n.	1	2	3	4	1	2	3					4
P 30 ST	∅	28	20	16		#8	#6	#4		10	1,5	760x810x860(h)mm 2'-6"x2'-8"x2'-9"	270 kg 600 lb
P 36 ST P 36 STE	∅	32	20	16		#9	#6	#4		9	1,5	760x810x860(h)mm 2'-6"x2'-8"x2'-9"	270 kg 600 lb
P 42 ST	∅	36	26	22	20	#11	#8	#7	#6	8	2,2	800x890x860(h)mm 2'-7"x2'-11"x2'-9"	390 kg 850 lb
P 45 ST	∅	40	26	22	20	#11	#8	#7	#6	7 14	4	1140x900x880(h)mm 3'-9"x2'-11"x2'-10"	694 kg 1520 lb
P 50 STA	∅	45	32	28	22	#14	#9	#8	#7	5 12	5,5	1140x900x880(h)mm 3'-9"x2'-11"x2'-10"	765 kg 1690 lb



Mod.	∅ max single strand 700 N/mm ² (Ft) - Gr 60	min bending radius	RPM	KW	h a b	Kg
CER 32 T	6 ÷ 32 #3 ÷ #9	15 cm 6"	20 30	1,8	800x700x940(h)mm 2'-7"x2'-3"x3'-3"	320 kg 705 lb

Mod.	700 N/mm ² (Ft)				Gr 60				RPM	KW	h a b	Kg	
	n.	1	2	3	4	1	2	3					4
P45 Pro	∅	40	32	25	20	#11	#10	#8	#6	6,5 10	3	1566x945x870 (h) mm 62"x37"x34" (h)	860 kg 1890 lb
P60 Master	∅	50	40	32	28	#14	#11	#10	#9	12	15	1566x1044x870 (h) mm 62"x41"x34" (h)	2020 kg 4455 lb

Cer 40



Mega Genius



The automatic feeder Mega Genius is our latest novelty. It takes, counts and moves the bars for shear-line feeding in a completely automatic way.

Il caricatore automatico Mega Genius è una novità assoluta. Preleva, conta e trasporta le barre alimentando linee di taglio in modo completamente automatico.

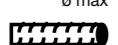


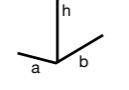

El cargador automático Mega Genius es una novedad absoluta. Saca, cuenta y transporta las barras alimentando las líneas de corte automáticamente.

Le chargeur automatique Mega Genius est une nouveauté absolue. Il prélève, compte et transporte les barres en alimentant les lignes de coupe de façon complètement automatique.

Die vollautomatische Ladevorrichtung Mega Genius ist eine absolute Innovation. Sie holt die Stäbe beim Versorgen der Schnittlinien ab, zählt und transportiert.

O carregador automático MegaGenius é uma novidade absoluta. MegaGenius **retira, conta e transporta as barras** alimentando as linhas de corte de maneira totalmente automática.



Mod.	 single strand 700 N/mm ² (Ft) - Gr 60	 min bending radius	RPM	 KW		 Kg
CER 40	6 ÷ 40 #3 ÷ #14	25 cm 10"	13 30	7,8	1385x820x950(h)mm 55"x32"x37"(h)	700 kg 1500 lb

Shear Line



Shear Line



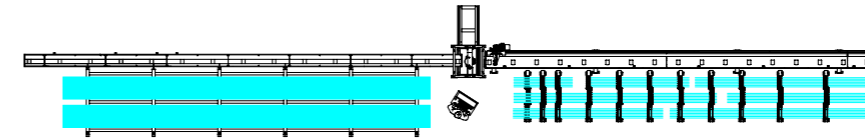
CHV 160



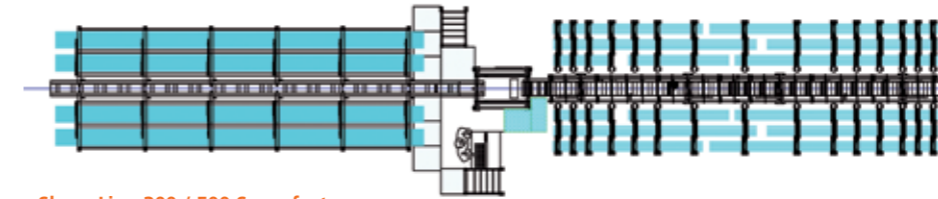
CGS 300



CGS 500



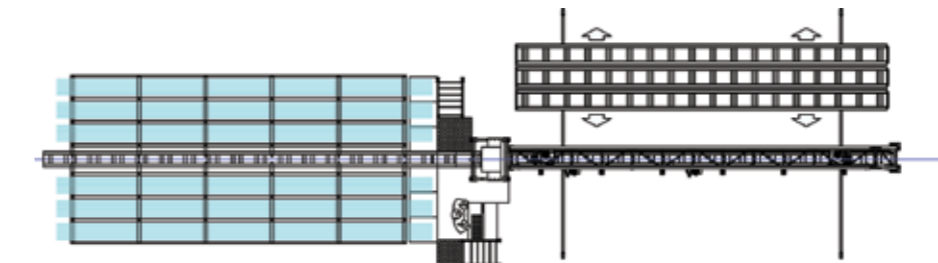
Shear Line 150



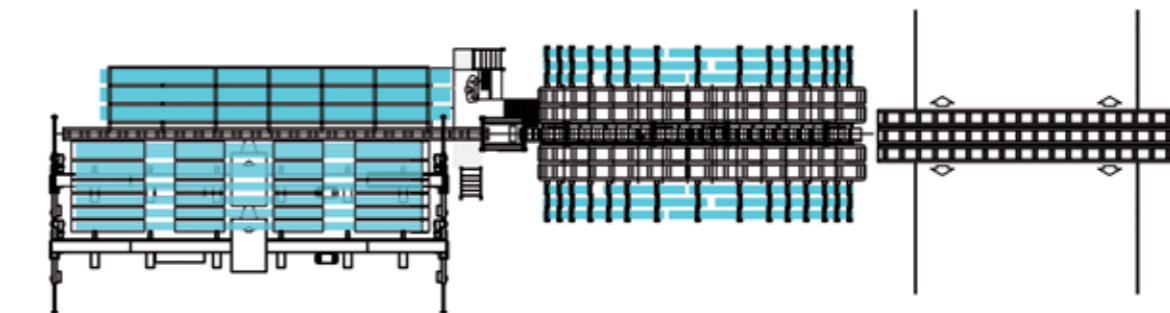
Shear Line 300 / 500 Superfast



Shear Line 300 / 500 Superfast



Shear Line 300 Bridge Superfast



Shear Line 500 with Mega Genius

Mod.	650 N/mm ² (Ft)										Gr 60							min		
	n.	1	2*	2	3	5	6	8	10	12	2*	2	3	4	5	6	8		10	12
CHV 160	∅	50	45	40	32	25	20	16	13	10	#14	#11	#10	#9	#8	#6	#5	#4	#3	16
	n.	2*	6	7	10	12	16	20	25	30	2*	7	7	8	10	11	16	21	25	10 - 12
CGS 300	∅	50	40	36	25	20	16	13	10	8	#14	#11	#10	#9	#8	#7	#5	#4	#3	
	n.	3*	5	12	14	17	22	27	33	42	3*	5	12	14	15	17	20	27	42	12 - 15
CGS 500	∅	55	45	36	32	25	20	16	13	10	#18	#14	#11	#10	#9	#8	#7	#5	#3	

* Bars must be separated

Shear Line Components



Shear Lines • Impianti di taglio • Plantas de corte • Installations de coupe • Schneidenanlagen • Linhas de corte



1. FA: storage racks.



2. VA: Pre-storage system with rotating arms on entry conveyor



3. RACK: The rack allows collecting the cut bars and making them up into bundles when further processing is not required.



4. POCKET: Soundproofed cradle storage optimiser. It can be loaded and unloaded without any priority or sequence restriction.

5. ALC 4: Chain-drive feeders. Encapsulates the function of storage unit and height recovery.



6. CPO: Mobile optimizing roller carriage. For storing and transferring bundles of bars cut to size towards subsequent machining operations.



7 CP: Mobile roller distribution carriage. For storing and transferring bundles of bars cut to size towards subsequent working operations.

Shear Line Components



Shear Lines • Impianti di taglio • Plantas de corte • Installations de coupe • Schneidenanlagen • Linhas de corte



8. T: Storage optimisers. Allows completion and lengthwise transfer of bundles of bars requiring subsequent bending.



9. CC: mobile commissioning carriage. To unload the cut bars onto the floor classifying them in specific deposits.



10. VRP: distribution tracks. They allow storing cut bars and act as storage unit for subsequent working operations.



11. BLF/3: Bending bench equipped with idle rolls and working platform



12 B12 MFC : Bending Bench with 2 roller tracks: 1 track with rubber-lined motorized rollers, and 1 roller track with idle rolls.



13. PT: Roller conveyor. Allows lengthwise transfer of bundles of bars.



14. VS: unloading track. It has the function to receive the bars from measuring and transfer track (VMT) aligning it and to unload the bars on the storage sections.



15. SDS: Pneumatic storage slide. Slide with 2 pneumatic arms for bars collection, able to transfer the bars to the close bending bench or bending robot.



16. Lifting buffer. It receives the bars from the Shearline pockets and lifts them onto the roller track of the bending robot.

Shear Line 300 Superfast



Shear Lines • Impianti di taglio • Plantas de corte • Installations de coupe • Schneidenanlagen
• Linhas de corte



VMT 300 Superfast

Shear with special blade, to obtain a straight and clean cut



SHAPED BLADES

Shear Line 500 Superfast



Shear Lines • Impianti di taglio • Plantas de corte • Installations de coupe • Schneidenanlagen
• Linhas de corte



BAND SAW



Shear Line 150



Shear Lines • Impianti di taglio • Plantas de corte • Installations de coupe • Schneidanlagen
• Linhas de corte



VBM 150

Opti Cut



Cutting benches • Banchi di taglio • Bancos de corte • Bancs de coupe • Stangenschneiden
• Mesas de corte



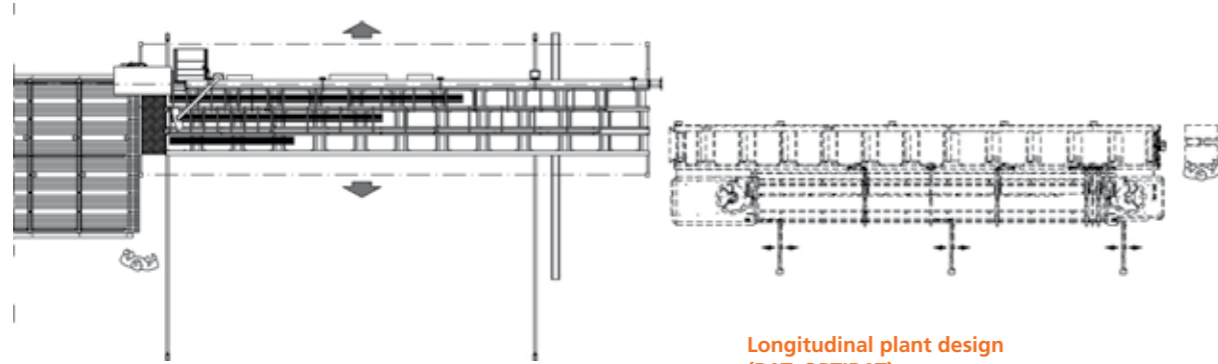
		65T		100T Servo		
 ø max mm	Cutting capacity [700 N/mm ² (Ft) - Gr 60]	n° 1 ø	32mm	#10	40mm	#11
		n° 2 ø	26mm	#8	32mm	#10
		n° 3 ø	20mm	#6	28mm	#8
		n° 4 ø	16mm	#5	20mm	#6
		n° 5 ø			16mm	#5
 min	N° cuts/min.	30		25		
 m/mm	Max pulling speed <i>Max pulling speed with Brushless (optional)</i>	115m/min	378ft/min	135m/min	445ft/min	
		160m/min	525ft/min			
 kW/h	Average electric power consumption	3 kWh*		4 kWh*		

* Power consumption data performed in 2012

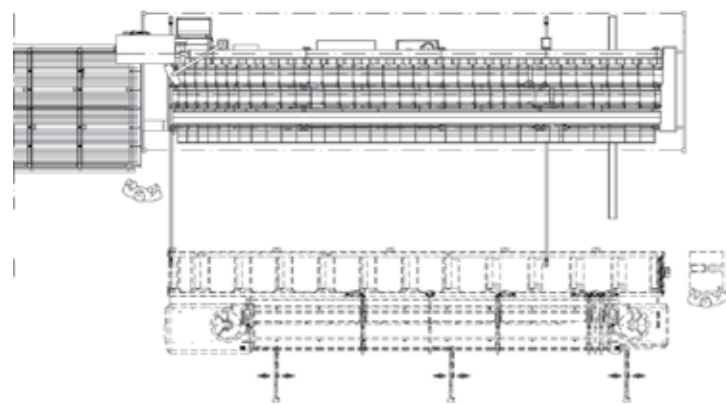
Cutting Benches



Cutting benches • Banchi di taglio • Bancos de corte • Bancs de coupe • Stangenschneiden
• Mesas de corte



Longitudinal plant design
(BAT, OPTIBAT)



Lateral plant design
(MOBIPOCKET, OPTIPOCKET)

		65T		100T Servo	
 Cutting capacity [700 N/mm ² (Ft) - Gr 60]	n° 1 ø	32mm	#10	40mm	#11
	n° 2 ø	26mm	#8	32mm	#10
	n° 3 ø	20mm	#6	28mm	#8
	n° 4 ø	16mm	#5	20mm	#6
	n° 5 ø			16mm	#5
 N° cuts/min.		30		25	
 Max pulling speed		115m/min	378ft/min	135m/min	445ft/min
	<i>Max pulling speed with Brushless (optional)</i>	160m/min	525ft/min		
 Displacement speed on rails		12m/min	39ft/min	12m/min	39ft/min
 Average electric power consumption		3 kWh*		4 kWh*	

* Power consumption data performed in 2012

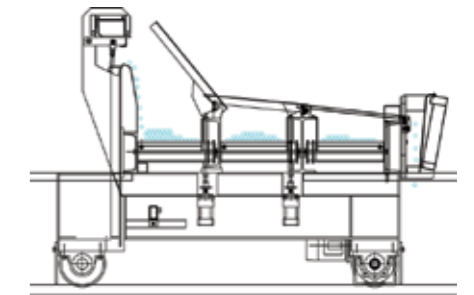
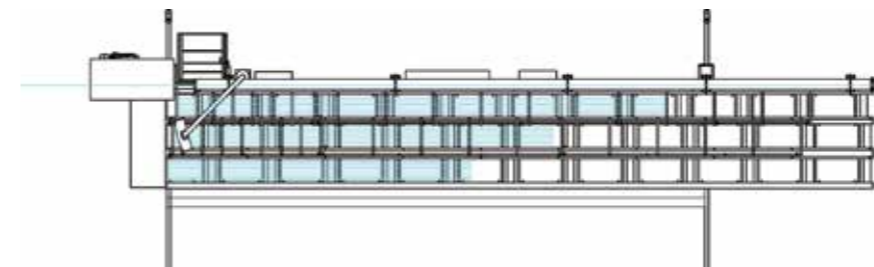
Bat



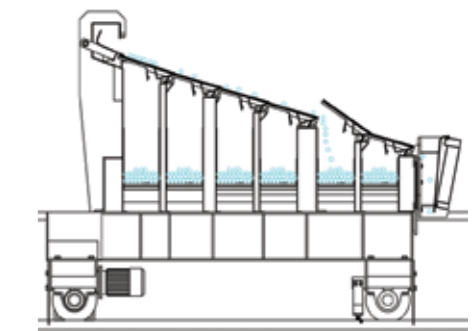
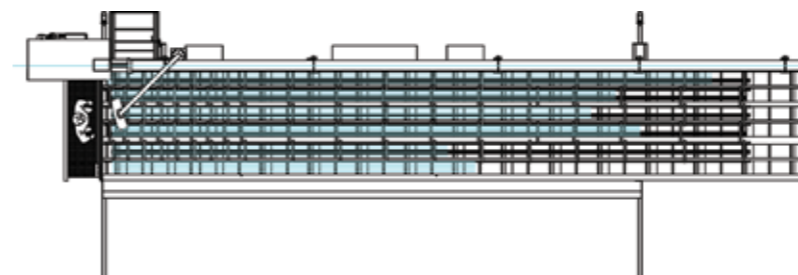
Cutting benches • Banchi di taglio • Bancos de corte • Bancs de coupe • Stangenschneiden
• Mesas de corte



Bat 3



Bat 6



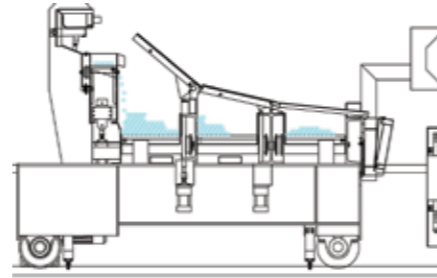
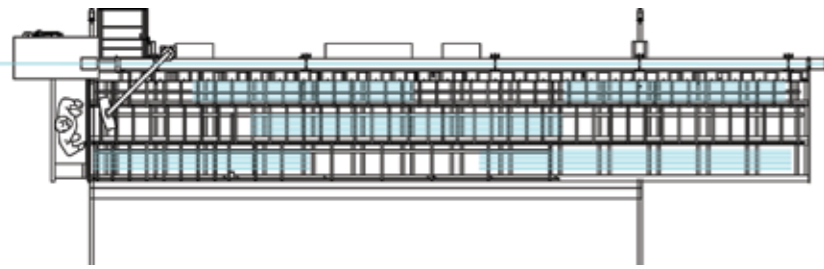
Optibat



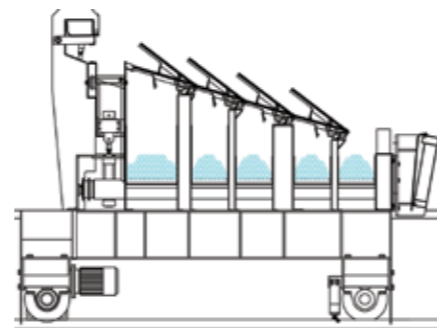
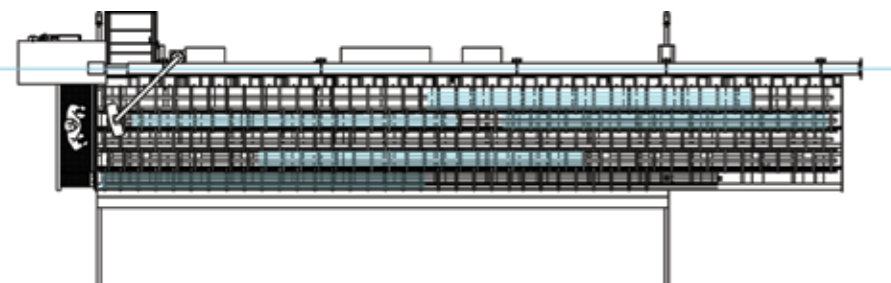
Cutting benches • Banchi di taglio • Bancos de corte • Bancs de coupe • Stangenschneiden
• Mesas de corte



Optibat 3



Optibat 5



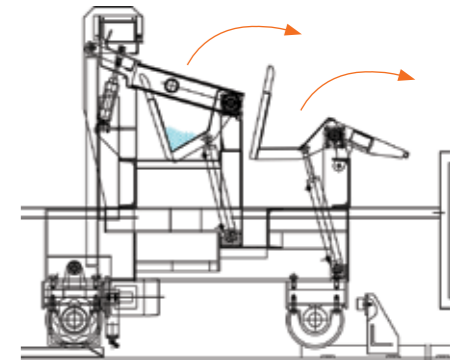
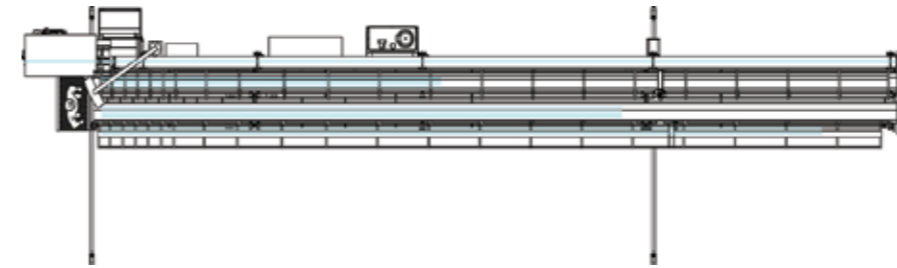
Mobipocket Optipocket



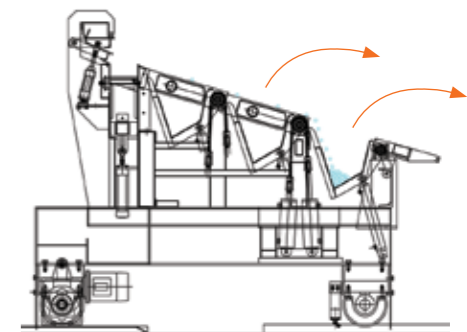
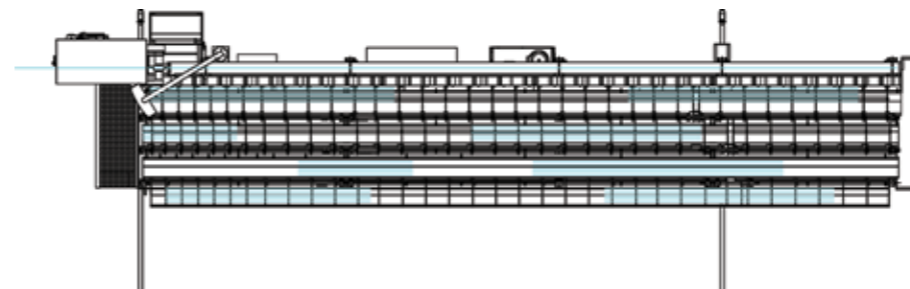
Cutting benches • Banchi di taglio • Bancos de corte • Bancs de coupe • Stangenschneiden
• Mesas de corte



Mobipocket



Optipocket



Robomaster 45



Robot benders • Centri di sagomatura • Centros de doblado • Centres pour le façonnage
• Fassonierarbeitsanlagen • Centros de dobras



	N° of bars for each ø mm [700 N/mm ² (Ft) - Gr 60] <i>Split formers</i> <i>* Optional</i>	1 - 36mm*	1 - #11				
		1 - 32mm	1 - #10				
		2 - 28mm	2 - #9				
		3 - 22mm	2 - #8				
		4 - 20mm	3 - #7				
	N° of bars for each ø mm [700 N/mm ² (Ft) - Gr 60] <i>Mandrel (optional)</i>	5 - 16mm	4 - #6				
			5 - #5				
		1 - 40mm	1 - #11				
		1 - 36mm	2 - #10				
		2 - 32mm	2 - #9				
	Max bending speed	35 - 40° /sec					
			Bending displacement speed	45m/min	140ft/min		
				Average electric power consumption		1,5 kWh*	

* Power consumption data performed in 2012

Robomaster 60



Robot benders • Centri di sagomatura • Centros de doblado • Centres pour le façonnage
• Fassonierarbeitsanlagen • Centros de dobras



	N° of bars for each ø mm [700 N/mm ² (Ft) - Gr 60] <i>Split formers</i> <i>* Optional</i>	1 - 40mm*	1 - #14				
		1 - 36mm	1 - #11				
		2 - 32mm	2 - #10				
		3 - 28mm	3 - #9				
		4 - 26mm	4 - #8				
	N° of bars for each ø mm [700 N/mm ² (Ft) - Gr 60] <i>Mandrel (optional)</i>	5 - 20mm	4 - #7				
		6 - 16mm	5 - #6				
		1 - 50mm	1 - #14				
		1 - 40mm	2 - #11				
		2 - 36mm	3 - #10				
	Max bending speed	72°/sec					
			Bending displacement speed	56m/min	185ft/min		
				Average electric power consumption		2 kWh*	

* Power consumption data performed in 2012

Bar Wiser N Bar Wiser S











Multipurpose centres • Centri multifunzione • Centros multifunción • Centres multifonction
• Multifunktionsbearbeitungsanlagen • Centros múltifunções



Bar Wiser 22 S



Bar Wiser 22 N 3D

 \varnothing max	Single strand ÷ up to \varnothing mm [700 N/mm ² (Ft) - Gr 60]	8 ÷ 22 mm	# 3 ÷ # 6
 \varnothing max	Double strand ÷ up to \varnothing mm [700 N/mm ² (Ft) - Gr 60]	8 ÷ 16 mm	# 3 ÷ # 5
 \varnothing max	Triple strand ÷ up to \varnothing mm [700 N/mm ² (Ft) - Gr 60]	8 ÷ 10 mm	# 3
 180°	Max bending angle	180°	
	Central mandrels \varnothing	32 ÷ 100 mm	1 1/4" ÷ 4"
 m/mm	Max Pulling speed	120 m / min	400 ft / min
	Max Bending speed	840° / sec	
 KW/h	Average electric power consumption	2 kWh*	

* Power consumption data performed in 2012

Bar Wiser 22 Multifeed



Multipurpose centres • Centri multifunzione • Centros multifunción • Centres multifonction
• Multifunktionsbearbeitungsanlagen • Centros múltifunções


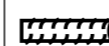









Bar Wiser 22 S Multifeed



Bar Wiser 22 N Multifeed



 \varnothing max	Single strand ÷ up to \varnothing mm [700 N/mm ² (Ft) - Gr 60]	8 ÷ 22 mm	# 3 ÷ # 6
 \varnothing max	Double strand ÷ up to \varnothing mm [700 N/mm ² (Ft) - Gr 60]	8 ÷ 16 mm	# 3 ÷ # 5
 \varnothing 1	Single strand ÷ up to \varnothing mm [700 N/mm ² (Ft) - Gr 60]	8 ÷ 16 mm	# 3 ÷ # 5
 \varnothing 2	Double strand ÷ up to \varnothing mm [700 N/mm ² (Ft) - Gr 60]	8 ÷ 13 mm	# 3 ÷ # 4
 180°	Max bending angle	180°	
	Central mandrels \varnothing	32 ÷ 100 mm	1 1/4" ÷ 4"
 m/mm	Max Pulling speed	100 m / min	330 ft / min
	Max Bending speed	685° / sec	
 KW/h	Average electric power consumption	2 kWh*	

* Power consumption data performed in 2012

Bar Wiser 28



Multipurpose centres • Centri multifunzione • Centros multifunción • Centres multifonction
 • Multifunktionsbearbeitungsanlagen • Centros múltifunções

Bar Wiser 28



Bar Wiser Pack 0



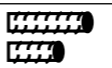







Bar Wiser Pack 1



Bar Wiser Pack 2



 \varnothing max	Single strand ÷ up to \varnothing mm [700 N/mm ² (Ft) - Gr 60]	8 ÷ 28 mm	# 3 ÷ # 8
 \varnothing max	Double strand ÷ up to \varnothing mm [700 N/mm ² (Ft) - Gr 60]	8 ÷ 20 mm	# 3 ÷ # 6
 \varnothing max	Triple strand ÷ up to \varnothing mm [700 N/mm ² (Ft) - Gr 60]	8 ÷ 13 mm	# 3 ÷ # 4
 180°	Max bending angle	180°	
	Central mandrels \varnothing	40 ÷ 200 mm	1 5 / 8" ÷ 7 7/8"
 m/mm	Max Pulling speed	180 m / min	600 ft / min
	Max Bending speed	574° / sec	
 KW/h	Average electric power consumption	3 kWh*	

* Power consumption data performed in 2012

Prima 13




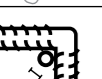





Stirrup benders • Staffatrici • Estribadoras • Cadreuses • Biegeautomaten • Estribadeiras automática



SAPIENS Mechanical Control **3D** Optional



 $\varnothing 1$	Single strand ÷ up to \varnothing mm [700 N/mm ² (Ft) - Gr 60]	4,2 ÷ 13 mm	# 2 ÷ # 4
 $\varnothing 2$	Double strand ÷ up to \varnothing mm [700 N/mm ² (Ft) - Gr 60]	4,2 ÷ 10 mm	# 2 ÷ # 3
 180°	Max bending angle	180°	
	Central mandrels \varnothing	20 ÷ 50 mm	3/4" ÷ 1 31/32"
 m/mm	Max Pulling speed	130 m / min	426 ft / min
	Max Bending speed	1650° / sec	
 KW/h	Average electric power consumption	2 kWh*	

* Power consumption data performed in 2012

Formula 14



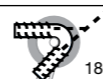






Stirrup benders • Staffatrici • Estribadoras • Cadreuses • Biegeautomaten • Estribadeiras automática



SAPIENS
ANTITWIST Mechanical control / Optional
3D Optional



 $\varnothing 1$	Single strand ÷ up to \varnothing mm [700 N/mm ² (Ft) - Gr 60]	6 ÷ 14 mm	# 2 ÷ # 4
 $\varnothing 2$	Double strand ÷ up to \varnothing mm [700 N/mm ² (Ft) - Gr 60]	6 ÷ 10 mm	# 2 ÷ # 3
 180°	Max bending angle	180°	
	Central mandrels \varnothing	20 ÷ 70 mm	3/4 ÷ 2" 3/4
 m/mm	Max Pulling speed	150 m / min	492 ft / min
	Max Bending speed	1950° / sec	
 KW/h	Average electric power consumption	3 kWh*	

* Power consumption data performed in 2012


Coil 16



Stirrup benders • Staffatrici • Estribadoras • Cadreuses • Biegeautomaten • Estribadeiras automática



SAPIENS **ANTITWIST** Optional **HIGH SPEED** Optional **3D** Optional



	Single strand ÷ up to ø mm [700 N/mm ² (Ft) - Gr 60]	6 ÷ 16 mm	# 2 ÷ # 5
	Double strand ÷ up to ø mm [700 N/mm ² (Ft) - Gr 60]	6 ÷ 13 mm	# 2 ÷ # 4
	Max bending angle	180°	
	Central mandrels ø	25 ÷ 100 mm	3/4" ÷ 4"
	Max Pulling speed	Coil 16	140 m / min 426 ft / min
		Coil 16 HS	200 m / min 656 ft / min
	Max Bending speed	1668° / sec	
	Average electric power consumption	3 kWh*	

* Power consumption data performed in 2012

Coil 20



Stirrup benders • Staffatrici • Estribadoras • Cadreuses • Biegeautomaten • Estribadeiras automática



SAPIENS **ANTITWIST** Optional **3D** Optional



	Single strand ÷ up to ø mm [700 N/mm ² (Ft) - Gr 60]	8 ÷ 20 mm	# 3 ÷ # 6
	Double strand ÷ up to ø mm [700 N/mm ² (Ft) - Gr 60]	8 ÷ 16 mm	# 3 ÷ # 5
	Max bending angle	180°	
	Central mandrels ø	32 ÷ 150 mm	1" ÷ 6"
	Max Pulling speed	140 m / min 426 ft / min	
		140 m / min 426 ft / min	
	Max Bending speed	1668° / sec	
	Average electric power consumption	5 kWh	

APPS



Eura 13



APPS

Automatic Robot able to pick straight bars, stirrups of variable shape and size directly from the stirrup bender and to pack them in predefined zones in a circumscribed working area.


Robot automatico in grado di prelevare direttamente dalla staffatrice barre diritte o staffe di forma e dimensione variabile e di impilarle in differenti zone intorno al suo raggio d'azione.

Robot automático capaz de tomar, directamente e de la estribadora, barras derechas o estribos de formas y dimensiones variables y apilarlas en diferentes zonas en torno a su rayo de acción.

Robot automatique en mesure d'attrapper les barres droites ou les etriers de formes et dimensions variables directement de la cadreuse et de les ranger et/ou empiler dans un lieu préétabli, dans une zone de travail localisée.

Automatische Roboter zur Kommissionierung von Stäben, Bügeln unterschiedlicher Form und Größe direkt aus dem Bügelbiegeautomaten und zur Packung in vordefinierten Zonen in einem umschriebenen Arbeitsbereich.








Robô automático capaz de recolher diretamente da estribadeira barras direitas ou estribos de forma e dimensões variáveis e empilhá-los em diferentes zonas à volta do seu raio de ação.



SAPIENS

Mechanical Control



 $\varnothing 1$	Single strand ÷ up to \varnothing mm [700 N/mm ² (Ft) - Gr 60]	4,2 ÷ 13 mm	# 2 ÷ # 4
 $\varnothing 2$	Double strand ÷ up to \varnothing mm [700 N/mm ² (Ft) - Gr 60]	4,2 ÷ 10 mm	# 2 ÷ # 3
 180°	Max bending angle	180°	
	Central mandrels \varnothing	32 ÷ 50 mm	1" ÷ 2"
 m/mm	Max Pulling speed	130 m / min	426 ft / min
	Max Bending speed	1680° / sec	
 KW/h	Average electric power consumption	4 kWh	

Eura 16










Automatic processing centres • Centri di lavoro automatici • Centros automáticos de trabajo • Centres de travail automatiques • Automatverarbeitungsanlagen • Centros automáticos de trabalho



SAPIENS **ANTITWIST** **HIGH SPEED** **3D** **EVEN & ODD**
Optional Optional Optional Optional

Eura 16 Bridge Evo



 $\varnothing 1$	Single strand ÷ up to \varnothing mm [700 N/mm ² (Ft) - Gr 60]	6 ÷ 16 mm	# 2 ÷ # 5
 $\varnothing 2$	Double strand ÷ up to \varnothing mm [700 N/mm ² (Ft) - Gr 60]	6 ÷ 13 mm	# 2 ÷ # 4
 180°	Max bending angle	180°	
	Central mandrels \varnothing	25 ÷ 100 mm	3/4" ÷ 4"
 m/mm	Max Pulling speed	Eura 16	140 m / min 459 ft / min
		Eura 16 HS	200 m / min 656 ft / min
	Max Bending speed	1680° / sec	
 KW/h	Average electric power consumption	5 kWh*	

* Power consumption data performed in 2012

Eura 20










Automatic processing centres • Centri di lavoro automatici • Centros automáticos de trabajo • Centres de travail automatiques • Automatverarbeitungsanlagen • Centros automáticos de trabalho



SAPIENS **ANTITWIST** **3D** **EVEN & ODD**
Optional Optional Optional



 $\varnothing 1$	Single strand ÷ up to \varnothing mm [700 N/mm ² (Ft) - Gr 60]	8 ÷ 20 mm	# 3 ÷ # 6
 $\varnothing 2$	Double strand ÷ up to \varnothing mm [700 N/mm ² (Ft) - Gr 60]	8 ÷ 16 mm	# 3 ÷ # 5
 180°	Max bending angle	180°	
	Central mandrels \varnothing	25 ÷ 100 mm	3/4" ÷ 4"
 m/mm	Max Pulling speed	140 m / min 459 ft / min	
		140 m / min 459 ft / min	
	Max Bending speed	840° / sec	
 KW/h	Average electric power consumption	8 kWh*	

* Power consumption data performed in 2012

Eura 25



Automatic processing centres • Centri di lavoro automatici • Centros automáticos de trabajo
 • Centres de travail automatiques • Automatverarbeitungsanlagen • Centros automáticos de trabalho



Eura 25



Eura 25 Bridge

SAPIENS








EVEN & ODD

Optional

Eura 25



Feeding unit:
allows independent
advancement for single
o double wire

 $\varnothing 1$	Single strand ÷ up to \varnothing mm [700 N/mm ² (Ft) - Gr 60]	10 ÷ 25 mm	# 3 ÷ # 8
 $\varnothing 2$	Double strand ÷ up to \varnothing mm [700 N/mm ² (Ft) - Gr 60]	10 ÷ 20 mm	# 3 ÷ # 6
 180°	Max bending angle	180°	
 \varnothing	Central mandrels \varnothing	40 ÷ 200 mm	1-5/8" ÷ 8"
 m/mm	Max Pulling speed	140 m / min (\varnothing 10-12 mm) 160 m / min (\varnothing 14-25 mm)	459 ft / min (# 3 - # 4) 525 ft / min (# 5 - # 8)
	Max Bending speed	585° / sec	
 KW/h	Average electric power consumption	10 kWh*	

* Power consumption data performed in 2012


R 8



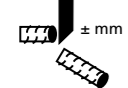





R 12




Straightening machines • Enderezadoras • Redresseuses • Endereitadeiras



	Single strand ÷ up to ø mm		3 ÷ 8 mm	# 3
	Max Pulling speed		160 m / min	525 ft / min
	Tolerance	Fix cut	± 0,5 mm	± 0,02"
		Rotative cut	± 0,5 mm/m	± 0,006"/ft

	Single strand ÷ up to ø mm		4 ÷ 12 mm	# 3
	Max Pulling speed		160 m / min	525 ft / min
	Tolerance	Fix cut	± 0,5 mm	± 0,02"
		Rotative cut	± 0,5 mm/m	± 0,006"/ft

Reta Line



SAPIENS

HIGH SPEED

QUICK COIL-CHANGE

Patented

Reta 13
Reta 16
Reta 20

Reta 13



Straightening machines • Enderezadoras • Redresseuses • Endereitadeiras



SAPIENS



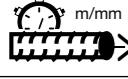

HIGH SPEED

Optional

QUICK COIL-CHANGE

Optional



		Reta 13		Reta 13 Super	
 $\varnothing 1$	Single strand ÷ up to \varnothing mm [700 N/mm ² (Ft) - Gr 60]	5 ÷ 13 mm	# 3 ÷ # 4	5 ÷ 13 mm	# 3 ÷ # 4
 $\varnothing 2$	Double strand ÷ up to \varnothing mm [700 N/mm ² (Ft) - Gr 60]	5 ÷ 10 mm	# 3	-	-
 m/mm	Max Pulling speed	150 m/min	495 ft/min	240 m/min	790 ft/min
 KW/h	Average electric power consumption	4 kWh*		10 kWh*	

* Power consumption data performed in 2012

Reta 16



Straightening machines • Enderezadoras • Redresseuses • Endereitadeiras



SAPIENS



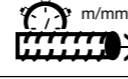

HIGH SPEED

Optional

QUICK COIL-CHANGE

Optional



		Reta 16		Reta 16 Super	
 $\varnothing 1$	Single strand ÷ up to \varnothing mm [700 N/mm ² (Ft) - Gr 60]	8 ÷ 16 mm	# 3 ÷ # 5	8 ÷ 16 mm	# 3 ÷ # 5
 $\varnothing 2$	Double strand ÷ up to \varnothing mm [700 N/mm ² (Ft) - Gr 60]	8 ÷ 13 mm	# 3 ÷ # 4	-	-
 m/mm	Max Pulling speed	240 m/min	790 ft/min	300 m/min	990 ft/min
 KW/h	Average electric power consumption	20 kWh*		20 kWh*	

* Power consumption data performed in 2012

Reta 20



Straightening machines • Raddrizzatrici • Enderezadoras • Redresseuses • Richtmaschinen
• Endereitadeiras



Multi Assembler



Straightening machines • Raddrizzatrici • Enderezadoras • Redresseuses • Richtmaschinen
• Endereitadeiras






SAPIENS





HIGH SPEED

Optional

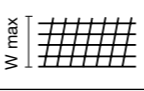
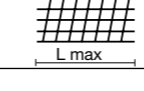
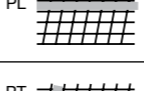

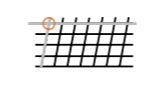
QUICK COIL-CHANGE


Optional



		Reta 20		Reta 20 Super	
	Single strand ÷ up to \varnothing mm [700 N/mm ² (Ft) - Gr 60]	8 ÷ 20 mm	# 3 ÷ # 6	8 ÷ 20 mm	# 3 ÷ # 6
	Double strand ÷ up to \varnothing mm [700 N/mm ² (Ft) - Gr 60]	8 ÷ 16 mm	# 2 ÷ # 5	-	-
	Max Pulling speed	240 m / min	787 ft / min	240 m / min	787 ft / min
	Average electric power consumption	30 kWh*			

* Power consumption data performed in 2012


	Mesh panel widths	max	3000 mm	4000 mm	10'	13'
	Mesh panel lengths		6 m (up to 12 m on request)		20' (up to 40' on request)	
	Line wire pitch	min	75 mm		3"	
	Cross wire pitch	min	20 mm		6 / 8"	
	Wire diameters		25 mm with 16 mm 20 mm with 20 mm		# 8 with # 5 # 6 with # 6	



Assembling machines • Assemblatrici • Ensambladoras • Machines pour l'assemblage
• Montageanlagen • Assembladora



	Stirrup dimensions min	150 x 150 mm	6" x 6"
	max	1.500 x 1.500 mm	5' x 5'
	Max pulling speed	45 m/min	150 ft/min
	Stirrups' diameter	6 ÷ 16 mm	# 2 ÷ # 5
	Average electric power consumption	8 kWh*	




	Single strand ÷ up to ø mm [700 N/mm ² (Ft) - Gr 60]	<i>Stirrup bender</i>	6 ÷ 13 mm	# 2 ÷ # 4
		<i>Spiral</i>	6 ÷ 10 mm	# 2 ÷ # 3
	Double strand ÷ up to ø mm (stirrup bender) [700 N/mm ² (Ft) - Gr 60]		6 ÷ 10 mm	# 2 ÷ # 3
	Stirrup dimensions min		200 x 200 mm	8" x 8"
	max (max pitch: 50% of the side of the stirrup)		1.000 x 1.000 mm	3'- 3" x 3'- 3"
	Spiral max Pulling speed		90 m / min	295 ft / min
	Stirrup bender max Pulling speed		130 m / min	426 ft / min
	Average electric power consumption		4 kWh*	

* Power consumption data performed in 2012

CM Pro 1100 xp



Cage making machines • Gabiatrici • Máquinas para hacer jaulas • Machines pour cages
• Korbmaschinen • Maquina para gaiolas



CM Pro



Cage making machines • Gabiatrici • Máquinas para hacer jaulas • Machines pour cages
• Korbmaschinen • Maquina para gaiolas



	Cage ø min	200 mm (optional 100 mm)	7 7/8" (optional 4")
	max	1.100 mm	3'- 73/8"
	Max cage's weight	3.000 kg	6.600 lb
	Max cage's length	12 or 16 m	40' or 52'- 6"
	Max Coil Ø	6 ÷ 16 mm	# 3 ÷ # 5
	Average electric power consumption	5 kWh*	5 kWh*

* Power consumption data performed in 2012

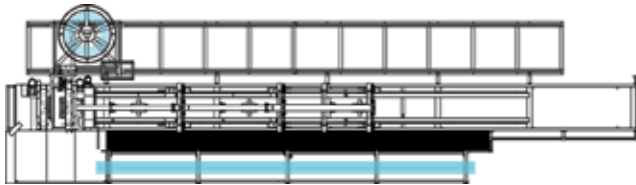
		CM Pro 1600		CM Pro 2000	
	Cage ø min	200 mm	7 7/8"	400 mm	1'-4"
	max	1.600 mm	5'- 3"	2.000 mm	6'-6 6/8"
	Max cage's weight	5 ÷ 7 t	11.000 lb 15.400 lb	5 ÷ 9 t	11.000 lb 20.000 lb
	Max cage's length	12 ÷ 20 mt	40' ÷ 60'	12 ÷ 24 mt	40' ÷ 79'
	Max Coil Ø	6 ÷ 16 mm	# 3 ÷ # 5	6 ÷ 16 mm	# 3 ÷ # 5
	Average electric power consumption	7 kWh*		7 kWh*	

* Power consumption data performed in 2012

CM Pro Telescope



Cage making machines • Gabiatrici • Máquinas para hacer jaulas • Machines pour cages
• Korbmaschinen • Maquina para gaiolas




	Cage ø min	200 mm	7 7/8"
	max	1.500 mm	4'- 11"
	Max cage's weight	5 ÷ 7 t	11.000 ÷ 15.400 lb
	Max cage's length	12 or 16 m	40' or 53'
	Max Coil Ø	6 ÷ 16 mm	# 3 ÷ # 5
	Average electric power consumption	8 kWh*	8 kWh*

* Power consumption data performed in 2012

CM Conica




Cage making machines • Gabiatrici • Máquinas para hacer jaulas • Machines pour cages
• Korbmaschinen • Maquina para gaiolas



	Cage ø min	130 mm	5 1/8"
	max	1400 mm	4' 7"
	Max cage's weight	5.000 kg	11.000 lb
	Max cage's length	12 m	40'
	Max Coil Ø	6 ÷ 16 mm	# 2 ÷ # 5
	Average electric power consumption	8 kWh*	8 kWh*

* Power consumption data performed in 2012

PRE



Mesh bending machines • Piegareti • Dobladoras de malla • Plieuses à treillis
• Mattenbiegemaschinen • Dobradeiras de tela




KS 31

Mod.								
PRE 4M	4 m 13'	30	20	-	27	2 x 1,5	462 x 82 x 110 cm 15'-2"x 2'-8"x 3'-7"	850 kg 1880 lb
PRE 6M	6 m 19'-8"	45	30	-	40	2 x 2,2	662 x 82 x 110 cm 21'-8"x 2'-8"x 3'-7"	1050 kg 2300 lb
PRE 4C (KS 31)	4 m 13'	30	20	-	27	2 x 1,5	462 x 82 x 110 cm 15'-2"x 2'-8"x 3'-7"	850 kg 1880 lb
PRE 6C (KS 31)	6 m 19'-8"	45	30	-	40	2 x 2,2	662 x 82 x 110 cm 21'-8"x 2'-8"x 3'-7"	1050 kg 2300 lb
PRT 6C Titan (KS 31)	6 m 19'-8"	-	45	30	40	2 x 7,5	680 x 95 x 135 cm 22'-4"x 3'-1"x 4'-5"	1900 kg 4200 lb

TRG



Mesh cutting machines • Tagliareti • Cortadoras de malla • Cisailles à treillis
• Mattenschneidemaschinen • Cortadeiras de tela




TRG 1D


TRG 2D

	TRG 4 / 2D		TRG 6 / 1D		TRG 6 / 2D		
		Working capacity	12 mm	# 4	12 mm	# 4	12 mm
	Mesh panel width	4 m	13'	6 m	20'	6 m	20'
	Cutting speed	25 m/min	82ft/min	25 m/min	82ft/min	25 m/min	82ft/min
	Machine dimensions (cm)	530x110x140	209"x43"x55"(h)	730x110x140	287"x43"x55"(h)	730x110x140	287"x43"x55"(h)
	Machine's weight	1.200 kg	2.650 lb	1.450 kg	3.200 lb	1.850 kg	4.100 lb
	Installed power	7,3 kW	8,8 kW	4,3 kW	4,5 kW	7,3 kW	7,5 kW

Mesh Spider



Hoisting means • Mezzi di sollevamento • Medios de levantamiento • Engins de levage
• Hubmaschinen • Sistemas de levantamento



Mesh spider
Clamp for electrowelded wire mesh, which thanks to its innovative patented foldaway jaw, grips the wire mesh packs from the inside.

Pince électrosoudée pour grillage, qui grâce à son brevet innovant de mâchoires escamotables, accroche de l'intérieur les paquets de grillage.

Pinza per rete elettrosaldada che grazie al suo innovativo brevetto di ganasce a scomparsa, aggancia dall'interno i pacchi di rete.

Zange für elektrogeschweißte Netze, die dank ihrer neuen, patentierten versenkten Spannbacken die Netzballen von innen her einhakt.

Pinza para red electro soldada que gracias a su innovadora patente de tenazas corredizas, engancha desde el interior los paquetes de red.

Pinça para red eletro-soldada que, graças à sua patente de pinças móveis, engancha os maços de redes.



	MESH SPIDER 4		MESH SPIDER 4 - 6		MESH SPIDER EVO 4 - 6 PE	
Capacity	4.000 Kg	8.800 lb	6.000 Kg	13.200 lb	6.000 Kg	13.200 lb
Mesh length	2 m ÷ 4 m	7' ÷ 13'	4 m ÷ 6 m	13' ÷ 20'	4 m ÷ 6 m	13' ÷ 20'
Height Mesh - Pack min.	200 mm	8"	200 mm	8"	200 mm	8"
Height Mesh - Pack max.	700 mm	28"	700 mm	28"	700 mm	28"
Minimum pitch of the mesh panel to lift	150x150 mm	6"x6"	150x150 mm	6"x6"	-	-
Weight	700 Kg	1.550 lb	900 Kg	2.000 lb	1100 Kg	2.450 lb
Overall height	1.550 mm (h) x 2.000 mm x 1.350 mm	61" (h) x 79" x 53"	1.570 mm (h) x 4.550 mm x 1.350 mm	62" (h) x 179" x 53"	1.400 mm (h) x 4.500 mm x 1.700 mm	55" (h) x 177" x 67"

Coil Spider



Hoisting means • Mezzi di sollevamento • Medios de levantamiento • Engins de levage
• Hubmaschinen • Sistemas de levantamento



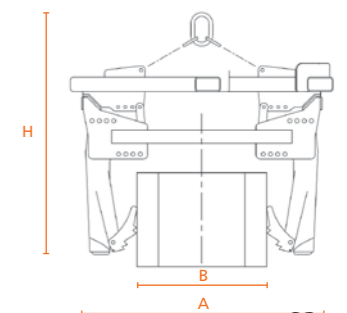
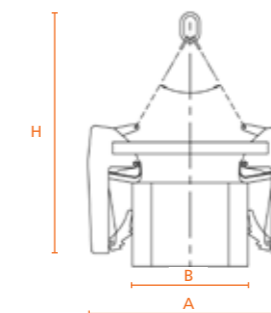
Patented clamp which allows gripping the rolls of drawn wire and laminate from the outside (coiled and not).

Pince brevetée qui permet l'accrochage de l'extérieur des rouleaux de tréfilé et laminé (rembobiné et non).

Pinza patentada que permite el enganche desde el exterior de los rollos de trefilado y laminado (rebobinado y no).

Pinça segura que, graças à sua forma inovadora, permite o enganche por fora dos rolos de trefilado e laminado (rebobinado ou não).

COIL SPIDER	950 - 1200 AUT.		1150 - 1400 AUT. MAXI		UNIVERSALE 950 - 1500 AUT.	
Coil external outer diameter (B)	950-1200 mm	37" ÷ 47"	1150-1400 mm	45" ÷ 55"	950 - 1500 mm	37" ÷ 60"
Capacity	3500 kg	7720 lb	5000 kg	11000 lb	3500 kg	7720 lb
Weight	310 kg	680 lb	365 kg	805 lb	600 kg	1320 lb
Overall height	1.850 mm (H) 1.600 mm (A)	73" (H) 63" (A)	2.020 mm (H) 1.800 mm (A)	80" (H) 70" (A)	1.650 mm (H) 1.900 mm (A)	65" (H) 75" (A)



Coil Flipper 2



Hoisting means • Mezzi di sollevamento • Medios de levantamiento • Engins de levage
• Hubmaschinen • Sistemas de levantamento



Coil Flipper is an efficient patented device for coil handling. Thanks to its innovative design, it can lift and rotate coils from the horizontal to the vertical position in one simple movement.

Coil Flipper è un efficace dispositivo (brevettato) di movimentazione del ferro in rotoli. Grazie alla forma innovativa permette la rotazione dei rotoli di ferro laminato a caldo, dalla posizione orizzontale a quella verticale.

Coil Flipper es un eficaz dispositivo (patenteado) para mover el hierro en rollos. Gracias a su forma innovadora permite la rotación de los rollos del hierro laminado en caliente, de la posición horizontal a aquella vertical.

Coil Flipper est un dispositif (breveté) très efficace pour le transport de bobines. Grâce à sa forme innovatrice, il permet la rotation de bobines laminées à chaud de leur position horizontale à celle verticale.



Coil Flipper ist eine wirksame Vorrichtung (patentiert) zur Bewegung des Ringmaterials. Dank seiner innovativen Form erlaubt das Coil Flipper die Drehung des heißgewalzten Ringmaterials, von der horizontalen bis zu die vertikale Position.

Coil Flipper é um dispositivo (patenteado) para mover o ferro em bobinas. Permite a rotação das bobinas de ferro laminado quente, da posição horizontal à vertical.

	COIL FLIPPER	
Coil's height	max 1.800 mm	max 5'-10"
Capacity	3.000 Kg	6.600 lb
External diameter	1.200 - 1.300 mm	47"-51"
Internal diameter	900 mm	35"
Coil thickness	15 - 25 cm	6"-10"
Weighth	700 Kg	1.545 lb
Overall height	2.000 (h) x 1.755 x 1.345 mm	6'-7" (h) x 5'-9" x 4'-5"

Easy Hook Bar Spider



Hoisting means • Mezzi di sollevamento • Medios de levantamiento • Engins de levage
• Hubmaschinen • Sistemas de levantamento



Easy

The hook mod. EASY is a device allowing the handling of any loads in a fully safe condition. The releasing device allows the operator to discharge the loads automatically.

Il gancio automatico EASY è un organo di sollevamento che rende possibile la movimentazione dei carichi in totale sicurezza. Il dispositivo di sgancio permette il rilascio automatico del carico.

El gancho automático EASY es un aparato de levantamiento que permite el movimiento de las cargas en total seguridad. El dispositivo de desenganche permite liberar automáticamente la carga.

Le crochet automatique EASY est un moyen de levage qui garantie le soulèvement des charges en totale sécurité. Le dispositif de décrochage permet le relâchement automatique de la charge.

Der automatische Haken "Easy" ist ein Hebewerkzeug welches die Lastenbewegung in absoluter Sicherheit ermöglicht. Die spezielle Vorrichtung ermöglicht die automatische Entriegelung der Last.


O Gancho automático Easy é um órgão de elevação que torna possível a manipulação de cargas com total segurança. O dispositivo de liberação permite a liberação automática da carga.

	EASY	
Capacity	2.500 Kg	5.500 lb
Weighth	6,5 Kg	14 lb
Overall height	110 x 81 x 600 (h) mm	4" x 3" x 24" (h)

	BAR SPIDER	
Capacity	1.200 Kg cad (2.500 Kg kit 3 pinze)	2.650 lb cad (5.518 lb kit 3 pinze)
Weighth	50 Kg cad	110 lb cad
Bundle length	6 m ÷ 14 m	19'-8" ÷ 45'-11"
minimum height from crane hook	2.200 mm	7'-3"



Bar spider



Base for pay-off with pneumatic brake with fixed arm (3 T)



Base for pay-off with pneumatic brake with swinging arm (3,5 T)



Base for motorized pay-off with swinging arm (up to 5 T)




Franco 2



Franco

Handy unit for coil straightening with shear.
 Apparecchiatura portatile per la raddrizzatura di bobine con cesoia.
 Aparato portatil para el enderezado de rollos con cizalla.
 Appareil portatif pour le redressage de bobine avec cisaille hydraulique.
 Handrichtgerät zum richten des ersten Drahtendes bei Ringmaterial.
 Aparelho portatil para a endireitar os coil com cortadeira.

 $\varnothing 1$	Single strand ÷ up to \varnothing mm	10 ÷ 20 mm	# 3 ÷ # 6
---	--	------------	-----------

Conveyor for the collection and the transport of the stirrups produced by the stirrup machine.

Nastro trasportatore per la raccolta e il trasporto di staffe prodotte con la staffatrice.

Tapete rolante para a recolha e o transporte de estribos produzidos pela estribadora. Realizado com borracha anti-corte.

Tapis de transport capable de récupérer et de transporter les étriers produits par les cadreuses.

Förderband zum Sammeln und Transportieren der Bügel.

Tapete rolante para a recolha e o transporte de estribos produzidos pela estribadora.



Static pay-off for hot-rolled "wild" wire; max \varnothing 10 mm (2,5 T)



Coil holder (3,5 T)



Coil holder for spooled coil (3,5 / 5 T)

**MFC
VRP**



MFC

Bending bench with 2 roller tracks: 1 track with rubber-lined motorized rollers, and 1 roller track with idle rolls.

Banco di piegatura a 2 vie: 1 via a rulli motorizzati gommati, ed 1 via a rulli folli.

Banco de doblado de 2 vías: 1 vía de rodillos motorizado cubiertos de goma y 1 vía de rodillos libres.

Banc de cintrage à 2 voies: 1 voie à rouleaux motorisés caoutchoutés et 1 voie à rouleaux fous.

Biegetisch mit 2 Rollenbahnen: 1 Bahn mit gummibeschichteten Rollen, und eine Bahn mit leerlaufenden Rollen.

Mesa de dobra de 2 vías: 1 via com cilindros revestidos em borracha, e 1 via com cilindros em roda livre.



VRP

The distribution tracks allow storing cut bars and act as storage unit for subsequent working operations. Thanks to the deviators they can unload both on the right and left.

Le vie di distribuzione VRP permettono di stoccare barre tagliate e di fare da polmone alle successive lavorazioni. Grazie alla presenza di deviatori possono scaricare sia a destra che a sinistra.

Las vías de distribución permiten de almacenar las barras cortadas y de hacer de pulmón a las elaboraciones siguientes. Gracias a la presencia de desviadores pueden descargar sea a derecha que a la izquierda.

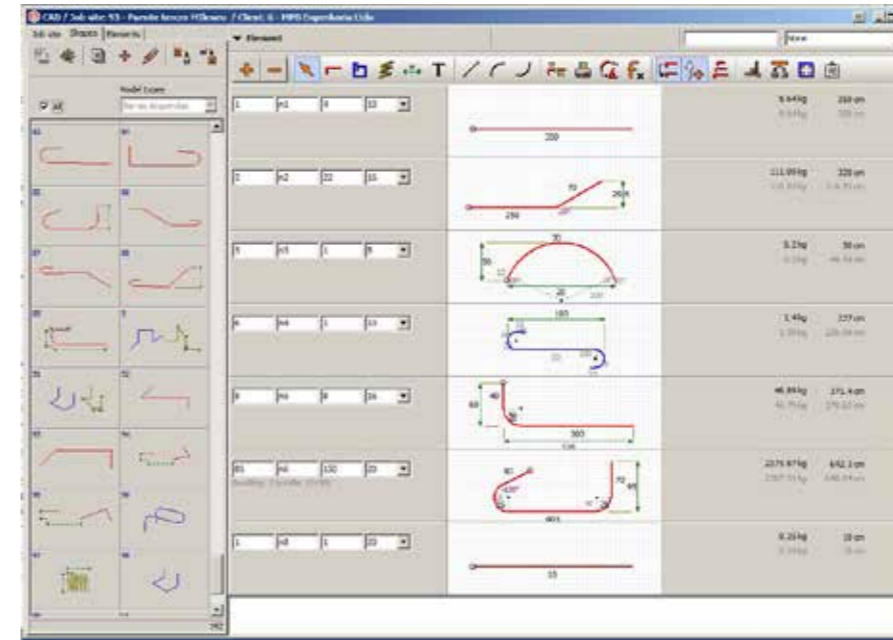
Les voies de distribution permettent de stocker les barres coupées et de servir de poumon aux usinages suivants. Grâce à la présence de déviateurs elles peuvent décharger à droite et à gauche.

Die Verteilerbahnen ermöglichen die zugeschnittenen Stäbe zu lagern und dienen gleichzeitig als Zwischenlager für nachfolgende Bearbeitungen. Der Abwurf nach rechts bzw. nach links wird durch Wenderoste ermöglicht.

As vías de distribuição VRP permitem armazenar barras cortadas e fazer de pulmão às elaborações seguintes. Graças à presença de desviadores permite descarregar quer à direita quer à esquerda.



Business application softwares • Programmi di gestione • Programas de gestión • Programmes de gestion • Softwareprogrammen • Software de Gestão



Graphico Pro

Software package for management of design development, labels, job lists, statistics and traceability.

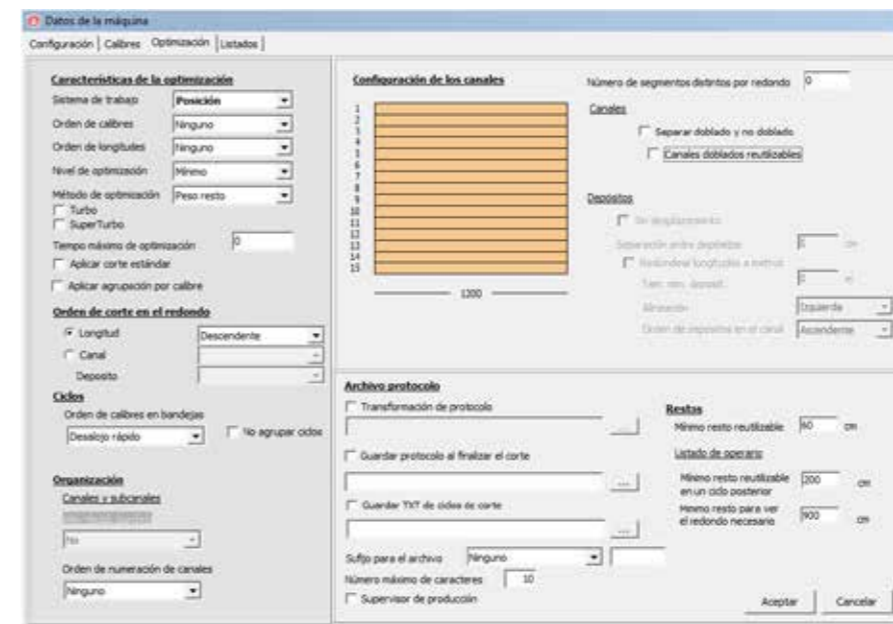
Pacchetto software per la gestione di sviluppo disegni, etichette, liste di lavorazione, statistiche e tracciabilità.

Paquete software para la gestión del desarrollo de dibujos, etiquetas, listas de mecanización, estadísticas y trazabilidad.

Paquet logiciel pour la gestion du développement des plans, des étiquettes, des listes de travail, des statistiques et de la traçabilité.

Softwarepaket zur Ausarbeitung von Zeichnungen und Vorbereitung von Etiketten, Bearbeitungslisten, Statistiken und Rückverfolgung.

Pacote de software para a gestão do desenvolvimento de desenhos, etiquetas, listas de trabalho, estatísticas e rastreamento.



Optimo Pro

Software package for optimisation of the cutting lists.

Pacchetto software per l'ottimizzazione delle distinte di taglio.

Paquete software para la optimización de las listas de corte.


Paquet logiciel pour l'optimisation des listes de coupe.

Softwarepaket zur Optimierung der Schneidlisten.

Sistema integrado de otimização do ferro para máquina de corte e perfilação.




Software

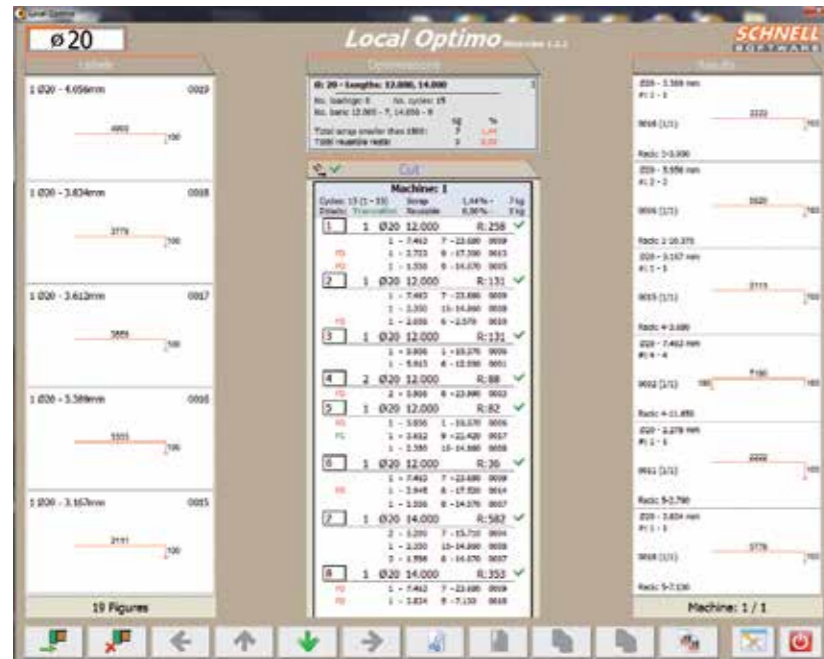


Business application softwares • Programmi di gestione • Programas de gestión • Programmes de gestion • Softwareprogrammen • Software de Gestão

Software



Business application softwares • Programmi di gestione • Programas de gestión • Programmes de gestion • Softwareprogrammen • Software de Gestão



LOCAL OPTIMO Pro
User friendly software on the machine that allows the optimization of the cutting lengths minimizing eventual scraps.

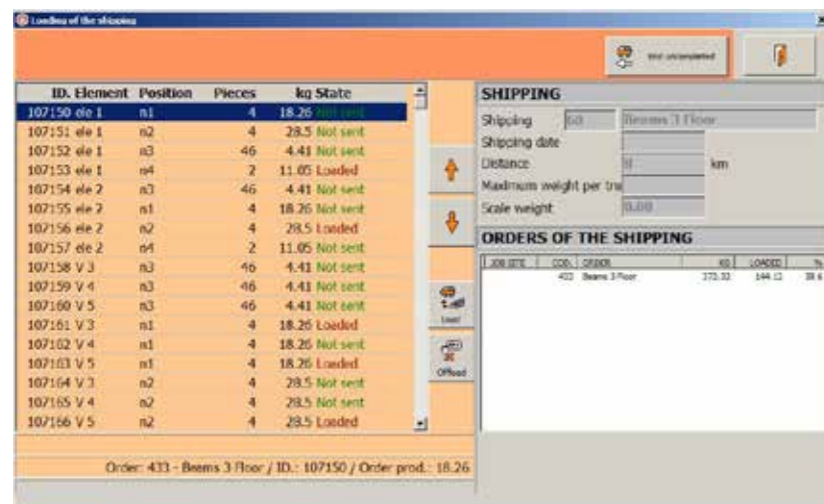
Software facile da usare a bordo macchina che permette l'ottimizzazione delle lunghezze di taglio minimizzando eventuali scarti.

Software fácil de usar en zona máquina que permite la optimización de las longitudes de corte minimizando eventuales restos.

Logiciel facile à utiliser sur la machine qui permet d'optimiser les longueurs de coupe minimisant éventuelles chutes.

Bedienungsfreundliche Software auf der Maschine die die Optimierung der Schnittlängen ermöglicht und minimiert eventuelle Abfälle.

Software fácil de usar a bordo da máquina que permite a otimização dos comprimentos de corte minimizando eventuais desperdícios.



SHIPPING BAR Pro
It allows a real time control of the material loaded into the trucks, it checks the conformity of the cargo and it prints the appropriate transport document.

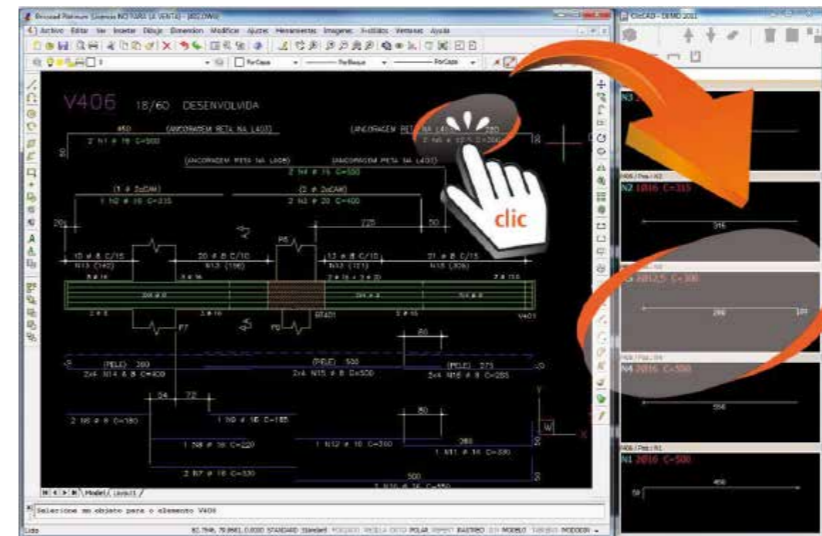
Permette il controllo in tempo reale del materiale caricato nei camion, verifica la completezza del carico e stampa il relativo documento di trasporto.

Software que permite la supervisión en tiempo real del material cargado en el camión para controlar si se ha cargado todo y proceder a imprimir el correspondiente documento de transporte.

Il permet le contrôle en temps réel du matériel chargée dans les camions, il vérifie la conformité du chargement et il imprime le document de transport correspondant.

Es ermöglicht eine Echtzeitkontrolle des Materials in den LKW verladen, es prüft die Konformität der Ware und es druckt den entsprechenden Transportdocument.

Permite o controle em tempo real do material carregado nos camiões. Verifique que a carga esteja completa e imprima o relativo documento de transporte.



CLIC - CAD
Software module that allows automatically importing the data of the longitudinal beam reinforcements according to the working drawings.

Modulo software che permette l'importazione automatica dei dati delle armature longitudinali delle travi presenti nei disegni esecutivi.

Módulo Software que permite la importación automática de los datos de las armaduras longitudinales de las vigas indicadas en los planos.

Module logiciel permettant l'importation automatique des données des barres longitudinales des poutres présentes sur les dessins exécutifs.

Software-Modul, das den automatischen Datenimport der Längsarmierungen der in den Ausführungszeichnungen vorhandenen Träger ermöglicht.

Módulo Software que permite a importação automática dos dados das armações longitudinais das vigas indicadas nas plantas.



GRAFO - TRAX Pro
Software module which allows the traceability of the material required for the quality management and the 'real time' reception of the casting used in the different machines.


Modulo software che permette la gestione della rintracciabilità del materiale necessaria per la gestione della qualità e la ricezione real time delle colate adoperate nelle diverse macchine.

Modulo software que permite la trazabilidad del material para la gestión de la calidad y la recepción en tiempo real de las coladas utilizadas en las diversas máquinas.

Module logiciel permettant la gestion de la traçabilité du matériel afin de pouvoir gérer la qualité et la réception en temps réel des coulées utilisées dans les différentes machines.


Software-Modul, das die Verwaltung der Nachverfolgung des Materials ermöglicht, wodurch die Qualität gesichert und in Echtzeit die in den verschiedenen Maschinen

Módulo software que permite a rastreabilidade do material para a gestão da qualidade e a recepção em tempo real das coadas utilizadas em diversas máquinas. A recepção de tais dados é realizada através do código de barras.



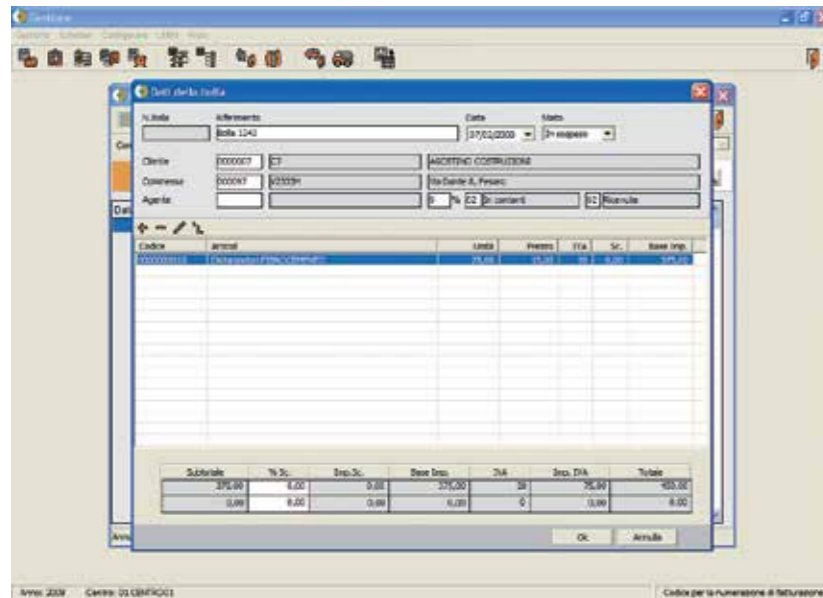
Software

Business application softwares • Programmi di gestione • Programas de gestión • Programmes de gestion • Softwareprogrammen • Software de Gestão



Software

Business application softwares • Programmi di gestione • Programas de gestión • Programmes de gestion • Softwareprogrammen • Software de Gestão



GRAFO - GEST Pro

Software module that allows issuing quotations, notes and invoices for the rod orders managed with the Graphico software.

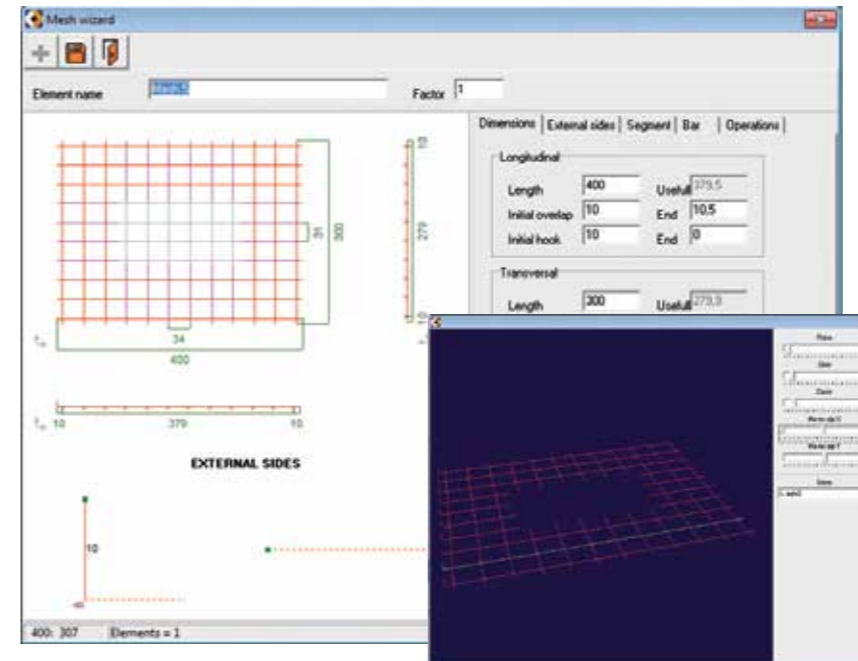
Modulo software che permette di emettere preventivi, bolle e fatture degli ordini del ferro gestiti con il software Graphico.

Módulo software que permite emitir presupuestos, albaranes y facturas de los pedidos del hierro gestionados con el software Graphico.

Module logiciel permettant l'émission de devis, bons de livraison et factures des commandes du fer gérées par le logiciel Graphico.

Software-Modul, das eine Ausstellung von Kostenvorschlägen, Lieferscheinen und Rechnungen für die mit der Software Graphico verwalteten Aufträge für die Eisen ermöglicht.

Módulo software capaz de emitir orçamentos, notas de entrega e faturas dos pedidos de aço geridos com o software Graphico.



GRAFO - MESH

Software for fast and easy mesh data entry. Programming special meshes was never so easy.

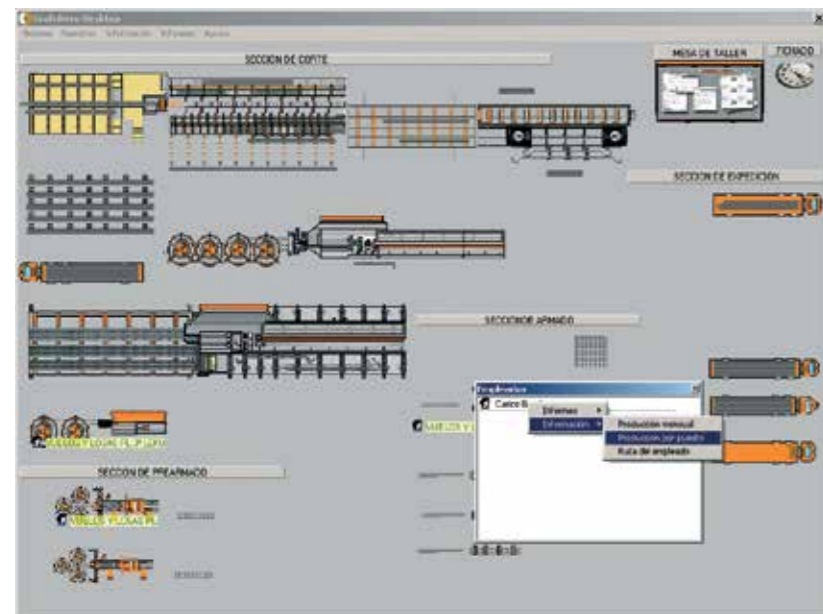
Modulo software per l'inserimento facile e veloce dei dati della rete. Programmare una rete speciale non è stato mai così semplice.

Software que permite la introducción rápida y fácil de los datos de las mallas. Diseñar una malla especial nunca fue tan fácil.

Programme de gestion pour l'insertion facile et rapide des données du treillis. La programmation d'un treillis spécial n'a jamais été tellement facile.

Softwaremodul zur einfachen und schnellen Eingabe der Mattedaten. Die Programmierung einer Spezialmatte war noch nie so einfach.

Software para entrada de dados de malha fácil e rápido. Programação malhas especiais nunca foi tão fácil.



GRAFO - BOSS Pro

Production supervision software that shows the job execution status in real-time and allows managing the operators.

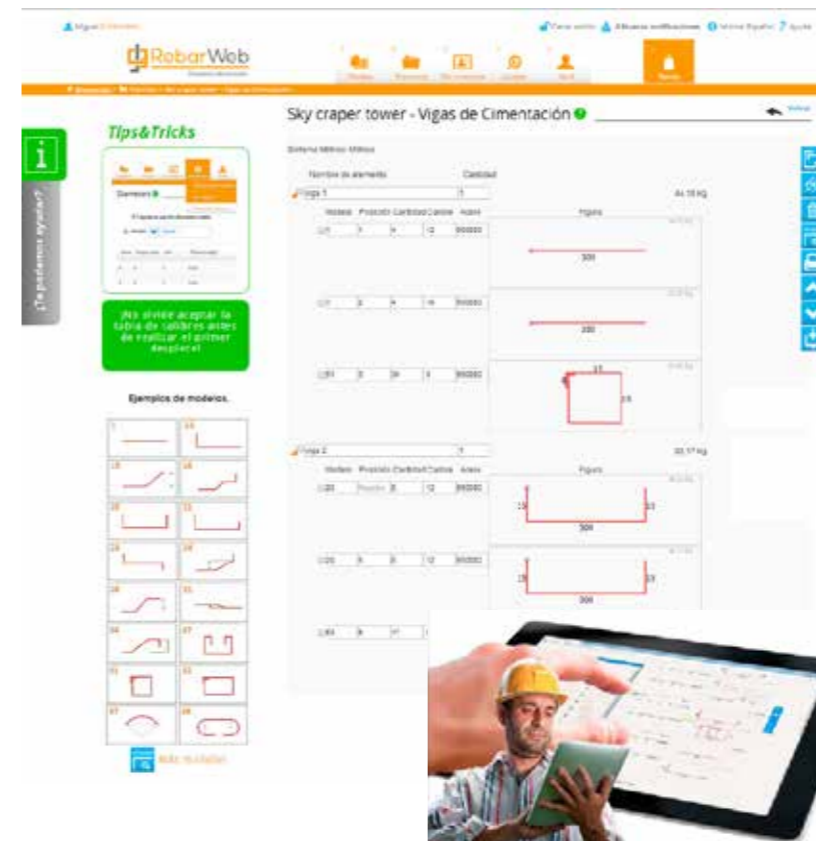
Software di supervisione della produzione che mostra lo status in tempo reale della realizzazione delle commesse; permette la gestione degli operatori.

Software de supervisión de la producción que muestra el estado en tiempo real de la realización de los pedidos, permite gestionar los operadores.

Logiciel de supervision de la production qui montre en temps réel l'état de la réalisation des commandes, il permet une gestion des opérateurs.

Software für die Produktionsüberwachung, die den Zustand der Herstellung der Aufträge in Echtzeit anzeige.

Software de supervisão da produção que mostra o status em tempo real da fabricação dos pedidos, permite, além da gestão dos operadores.



Rebar Web is an online platform for the development of production lists.

Rebar Web è una piattaforma in Cloud per lo sviluppo della distinta di lavorazione.

Rebar Web es una plataforma en la nube y permite de realizar los despieces.

Rebar Web est une plate-forme online pour le développement de listes de travail.

Rebar Web ist eine Online-Plattform zur Bearbeitung der Stahl-Listen

Rebar Web é um software de planilhamento na nuvem.



Cut & Bend

Due to continuous product development, technical specifications and photos are not binding.

Essendo i prodotti in continua evoluzione, dati tecnici ed immagini non sono vincolanti.

Debido a la constante evolución de los productos, los datos técnicos e imágenes no son vinculantes.

En raison de l'évolution continue des produits, les données techniques et photos ne sont pas contractuelles

Aufgrund kontinuierlicher Weiterentwicklung der Produkte sind Änderungen technischer Daten und Fotos vorbehalten.

Tratando-se de produtos que evoluem constantemente, os dados técnicos e imagens têm apenas função ilustrativa e não são reais.